







**AEI Linear Actuator Comparison Chart**

Type	Disc	Travel	Speed	Force	Feedback	Limit Switch	Closed Length	Open Length	Volts	Amps	IP Rating	Weight	Noise	Clevis	
<b>T Series</b>	<b>Standard IP6:</b>											<i>LBS.</i>	<i>db +/-3</i>	<i>Pin Dia.</i>	
	<a href="#">6101T</a>	1 inch	0.5"/sec.	110 Lbs.		Yes	5 1/4" (133mm)	6 1/4" (159mm)	12 vdc	3.5	IP65	1.9	60	1/4"	
	<a href="#">6102T</a>	2 inch	0.5"/sec.	110 Lbs.		Yes	6 1/4"(159mm)	8 1/4" (210mm)	12 vdc	3.5	IP65	2.05	60	"	
	<a href="#">6104T</a>	4 inch	0.5"/sec.	110 Lbs.		Yes	8 1/4"(209mm)	12 1/4" (311mm)	12 vdc	3.5	IP65	2.2	60	"	
	<a href="#">6106T</a>	6 inch	0.5"/sec.	110 Lbs.		Yes	10 1/4" (260mm)	16 1/4"(413mm)	12 vdc	3.5	IP65	2.35	60	"	
	<a href="#">6108T</a>	8 inch	0.5"/sec.	110 Lbs.		Yes	12 1/4"(311mm)	20 1/4"(514mm)	12 vdc	3.5	IP65	2.6	60	"	
	<a href="#">6110T</a>	10 inch	0.5"/sec.	110 Lbs.		Yes	14 1/4"(362mm)	24 1/4"(616mm)	12 vdc	3.5	IP65	2.75	60	"	
	<a href="#">6112T</a>	12 inch	0.5"/sec.	110 Lbs.		Yes	16 1/4"(413mm)	28 1/4"(718mm)	12 vdc	3.5	IP65	3	60	"	
<b>TP Series</b>	<b>Standard IP65 with 10K Ohm Pot.</b>														
	6101TP	1 inch	0.5".sec.	110 Lbs.	10 K Pot.	Yes	5 1/4" (133mm)	6 1/4" (159mm)	12 vdc	3.5	IP65	2	60	"	
	6102TP	2 inch	0.5"/sec.	110 Lbs.	10 K Pot.	Yes	6 1/4" (159mm)	8 1/4" (210mm)	12 vdc	3.5	IP65	2.06	60	"	
	6104TP	4 inch	0.5"/sec.	110 Lbs.	10 K Pot.	Yes	8 1/4" (209mm)	12 1/4" (311mm)	12 vdc	3.5	IP65	2.3	60	"	
	6108TP	8 inch	0.5"/sec.	110 Lbs.	10 K Pot.	Yes	12 1/4" (311mm)	20 1/4" (514mm)	12 vdc	3.5	IP65	2.61	60	"	
<b>E Series</b>	<b>Standard IP54 ( 2"/sec. )</b>														
	6110	10 inch	2.0"/sec.	30 Lbs		Yes	14 1/2"(368mm)	24 1/2"(622mm)	12 vdc	2.5	IP54	2.5	67	"	
	<a href="#">6118</a>	18 inch	2.0"/sec.	30 Lbs		Yes	22 1/2"(572mm)	40 1/2"(1029mm)	12 vdc	2.5	IP54	3.2	67	1/4"	
<b>C, CH Series</b>	<b>Quiet IP66 Reed Switch ( Output Pulse)</b>														
	<a href="#">6118C</a>	18 inch	1.5"/sec	200 Lbs	Reed Sw.	Yes	26"(660mm)	44"(1118mm)	12 vdc	8	IP66	7.4	52	1/2"	
	<a href="#">6124C</a>	24 inch	1.5"/sec	200 Lbs	Reed Sw.	Yes	32"(813mm)	56"(1422mm)	12 vdc	8	IP66	8.4	52	"	
	6130C	30 inch	1.5"/sec	200 Lbs	Reed Sw.	Yes	37 5/8"(956mm)	67 5/8(1718mm)	12 vdc	8	IP66	9.2	52	"	
	<a href="#">6136C</a>	36 inch	1.5"/sec	200 Lbs	Reed Sw.	Yes	44"(1118mm)	74"(1880mm)	12 vdc	8	IP66	10.1	52	"	
		<b>Quiet IP66 Reed Switch ( Output Pulse) High Power</b>													
	<a href="#">6118CH</a>	18 inch	0.25"/sec	1,000 Lb	Reed Sw.	Yes	26"(660mm)	44"(1118mm)	12 vdc	11	IP66	7.4	60	"	
	<a href="#">6124CH</a>	24 inch	0.25"/sec	1,000 Lb	Reed Sw.	Yes	32"(813mm)	56"(1422mm)	12 vdc	11	IP66	8.4	60	"	
<a href="#">6136CH</a>	36 inch	0.25"/sec	1,000 Lb	Reed Sw.	Yes	44"(1118mm)	74"(1880mm)	12 vdc	11	IP66	10.1	60	1/2"		
<b>B Series</b>	<b>Ball and Screw IP54 High Power</b>														
	<a href="#">6124</a>	24 inch	1.0"/sec	750 Lbs.		No, (Clutch)	46"(1169mm)	70"(1784mm)	12 vdc	20	IP54	20.8	72	3/4"10 unc	
	<a href="#">6140</a>	40 Inch	1.0"/sec	750 Lbs		No, (Clutch)	61 1/2"(1562mm)	101 1/2(2578mm)	12 vdc	20	IP54	30	72	3/4"10 unc	
<b>D Series</b>	<b>Quiet IP54</b>														
	<a href="#">7612D</a>	12 inch	1.5"/sec	150 Lbs.		Yes	20 3/4"(527mm)	32 3/4"(832mm)	12 vdc	6	IP54	5.2	50	3/8" / 1/2"	

### Example - IP Rating

With the IP rating IP 54, 5 describes the level of protection from solid objects and 4 describes the level of protection from liquids.

#### IP First number - Protection against solid objects

0	No special protection
1	Protected against solid objects up to 50 mm, e.g. accidental touch by persons hands.
2	Protected against solid objects up to 12 mm, e.g. persons fingers.
3	Protected against solid objects over 2.5 mm (tools and wires).
4	Protected against solid objects over 1 mm (tools, wires, and small wires).
5	Protected against dust limited ingress (no harmful deposit).
6	Totally protected against dust.

#### IP Second number - Protection against liquids

0	No protection.
1	Protection against vertically falling drops of water e.g. condensation.
2	Protection against direct sprays of water up to 15° from the vertical.
3	Protected against direct sprays of water up to 60° from the vertical.
4	Protection against water sprayed from all directions - limited ingress permitted.
5	Protected against low pressure jets of water from all directions - limited ingress.
6	Protected against temporary flooding of water, e.g. for use on ship decks - limited ingress permitted.
7	Protected against the effect of immersion between 15 cm and 1 m.
8	Protects against long periods of immersion under pressure.